

Annex A (informative)

Examples of labels

A.1 General

IMPORTANT — The examples given in this annex cover fuels being placed on the market at the time of publication of this European Standard. Their usage can be for captive fleet purposes or have limited market sales. This annex is not intended to present a complete list of allowed or even applicable identifiers, but is given for the benefit of the user. The concept of the identifier is designed in such a way that it can be easily adapted and used also for other (future) fuels offered on the market.

A.2 Identifier examples for petrol-type fuels

Figure A.1 shows examples of identifiers applicable to petrol-type of fuels.

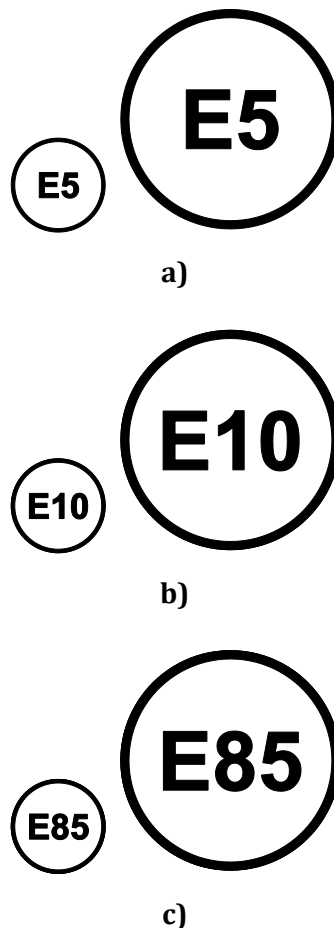


Figure A.1 — Example of identifiers for petrol-type fuels

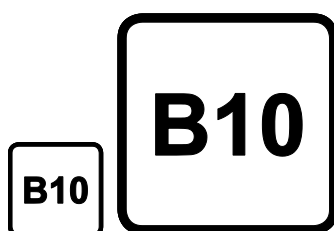
A.3 Identifier examples for diesel-type fuels

A.3.1 Examples for FAME containing diesel-type fuels

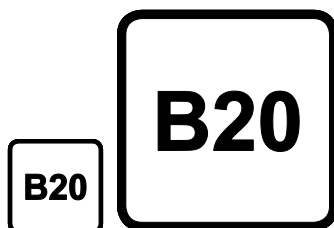
Figure A.2 shows examples of identifiers applicable to FAME-blends in diesel and FAME.



a)



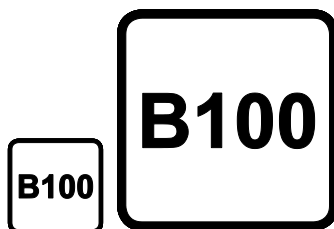
b)



c)



d)



e)

Figure A.2 — Example of identifiers for FAME blends

A.3.2 Example for paraffinic diesel fuel

Figure A.3 shows the example of the identifier applicable to paraffinic diesel fuels. These diesel-type fuels may originate from synthesis or hydrotreatment processes.




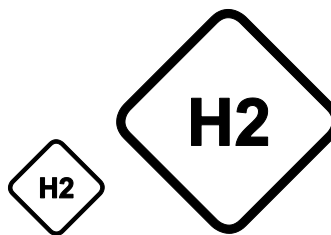
Figure A.3 — Example of the identifier for paraffinic diesel blends

A.4 Identifier examples for gaseous fuels

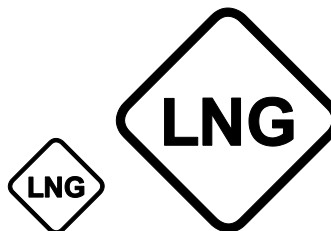
Figure A.4 shows examples of identifiers applicable to gaseous fuels, including liquefied gaseous products.



a)



b)



c)



d)

Figure A.4 — Examples of the identifiers for gaseous products